

Accessing Student Reports for Parents

In 2009 Eltham High School will be providing access to student reports online via the school intranet.

Parents can access and print off reports by using their student's login credentials and will soon be able to access past reports for previous years.

Students have ready access at school and can easily collect and bring reports home on a memory stick.

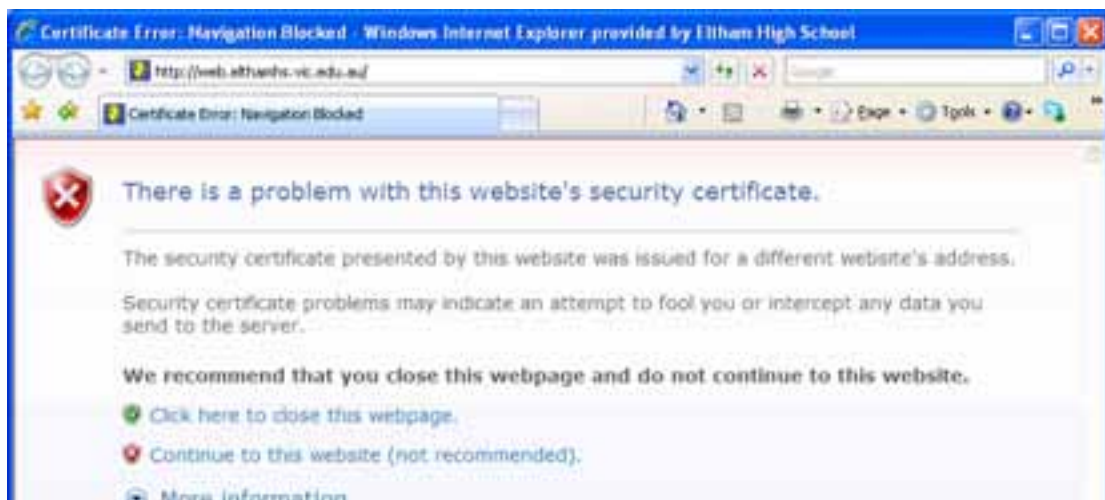
To access reports via the Internet

1. Go to the schools Internet site (www.elthamhs.vic.edu.au) and choose access the Intranet

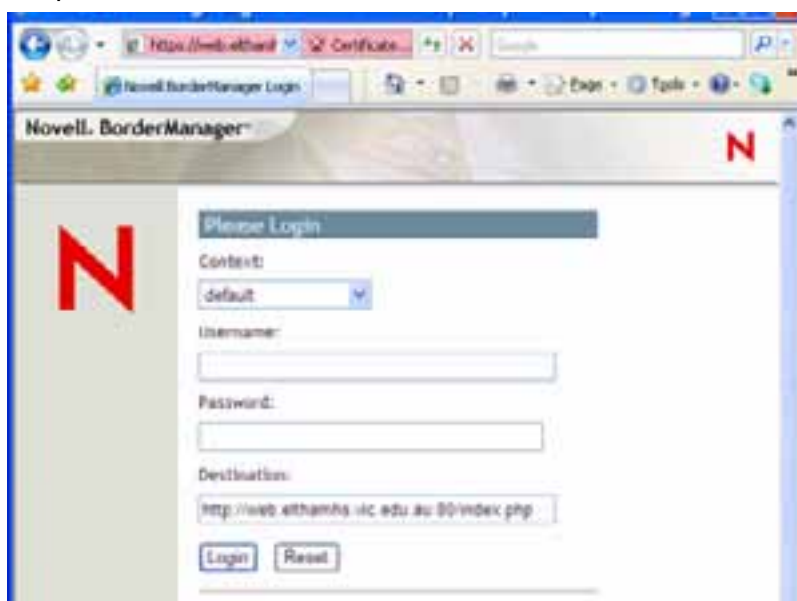
OR

Go directly to the school intranet site (web.elthamhs.vic.edu.au).

The current certificate for this secure authentication has been generated by the school and not from a trusted source. Internet Explorer will warn you of this, but choose continue to this website. If you are using Firefox, you will have to add an exception.



2. You will be prompted to login and can do so using your child's username and password.



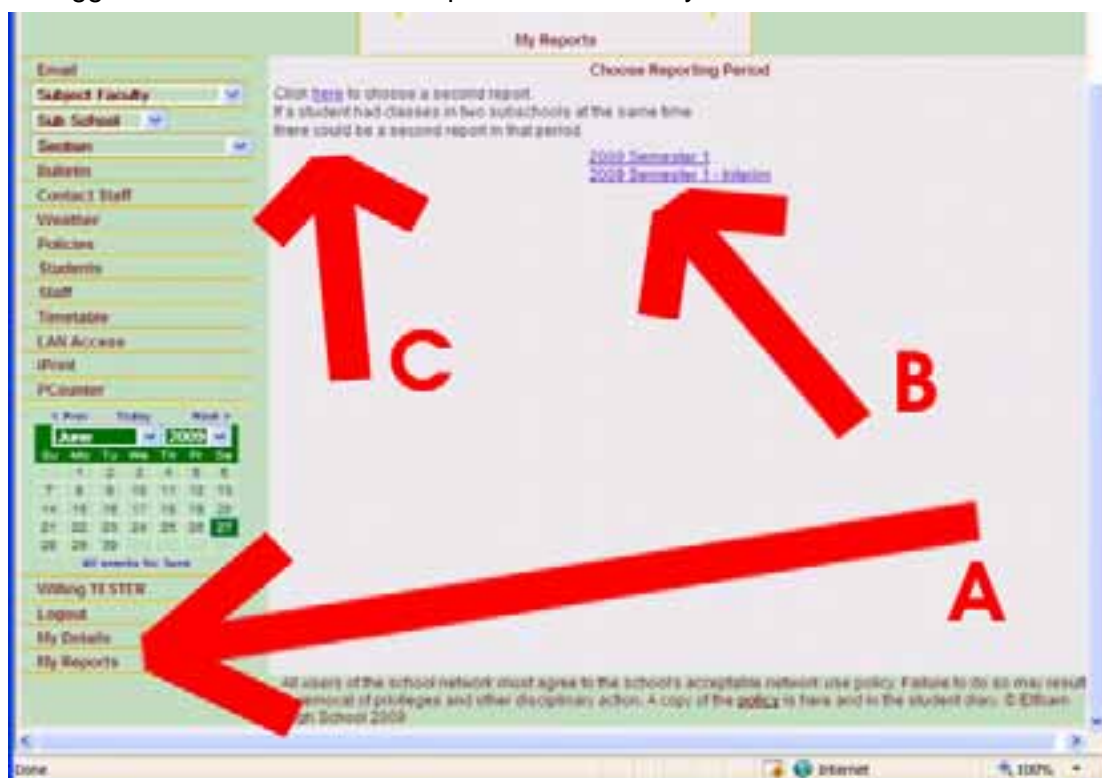
3. Click the login link at the bottom left hand side of the screen (Under the calendar).
Login to the student's secure section of the intranet using the same login details as before.



4. Choose 'My Reports' from under the login link (A).

You will see a list of available reporting periods. Click on the desired reporting period (B) and the student report will be downloaded for you to save and/or print.

If the student has assessments in 2 subschools then there will be two reports. This will happen for Year 10 students with enhancement subjects. Click the link (C) to toggle to receive the second report in the directory.



Please contact the general office or Mr. Squires if you have any questions or concerns in accessing your child's reports.

Reminder: The newsletter can also be accessed online via the schools website at www.elthamhs.vic.edu.au.